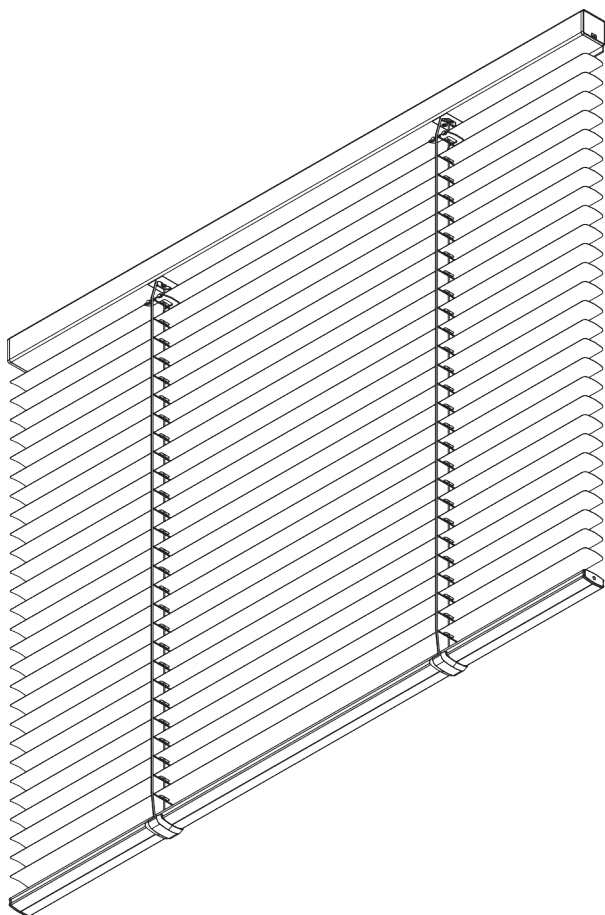



# SG 8250

---



## PRODUKTINGFORMATIONEN

- **Bedienung:** Motor
- **Grösse:** S - M
- **Montage:** Decke, Wand
- **Farben:** siehe Silent Gliss Jalousienkollektion

### **Merkmale:**

- Optimaler Sicht- und Blendschutz
- Vielfältige Steuerungsmöglichkeiten
- Lamellenbreite: 25 mm (Standard), 16 mm

# SYSTEMSPEZIFIKATIONEN

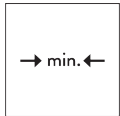
## A. MASSE / GEWICHT



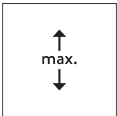
3 m



65 cm  
(bis zu einer Höhe von  
2 m)



80 cm  
(bis zu einer Höhe von  
3.4 m)






3.4 m



5 m<sup>2</sup>

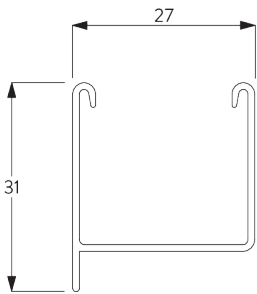
## Lamellen Pakethöhen

								
		50	100	150	200	250	300	340
	16 / 25 mm	X	6	8	10	12	14	15

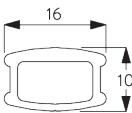
(cm)

## B. PROFIL

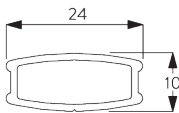
### Profilinformationen



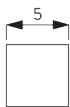
SG 8102  
Profil



SG 8003  
Beschwerung 16 mm

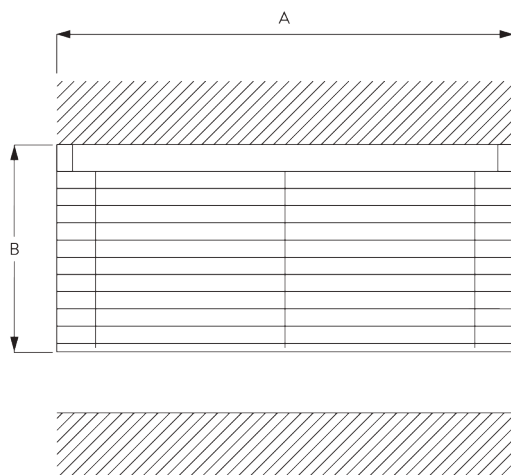


SG 8004  
Beschwerung 24 mm



SG 8025  
Welle 5x5 mm

## C. MASSAUFNAHME



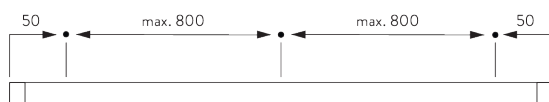
A: Systembreite  
B: Systemhöhe

# MONTAGE

## A. MONTAGE- INFORMATIONEN

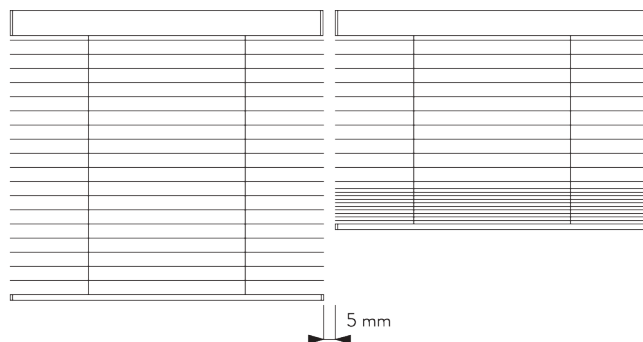
Detaillierte Montageinformationen siehe  
Silent Gliss Website

### Montagepunkte



Achtung:  
Träger SG 8201 nie über einer Rolle positionieren.

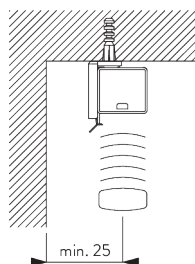
### Seite-an-Seite Montage

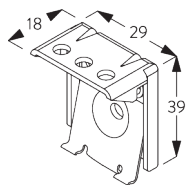


Min. Distanz: 5 mm

## B. DECKEN- MONTAGE

### Träger SG 8201



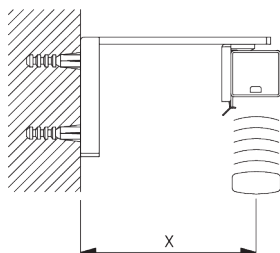


**SG 8201**

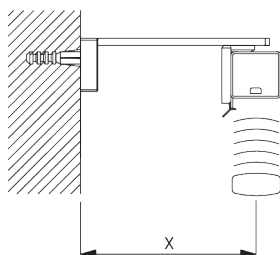
Träger

## C. WANDMONTAGE

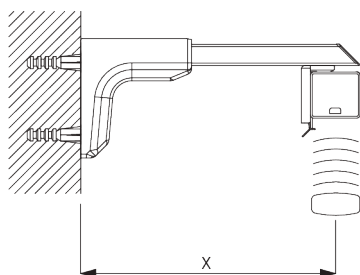
### Smart Fix



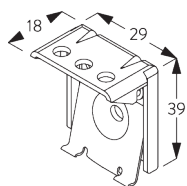
**Smart Fix SG 11200 - SG 11203 und Träger SG 8201:**  
Benötigt Schraube SG 10395 (M4x6).



**Square Smart Fix SG 11210 - SG 11213  
und Träger SG 8201:**  
Benötigt Schraube SG 10395 (M4x6).



**Universal Smart Fix SG 11154 - SG 11156  
und Träger SG 8201:**  
Benötigt Schraube SG 10407 (M4x10).



**SG 8201**

Träger



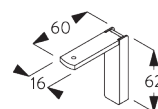
**SG 10395**

Linsenschraube M4x6



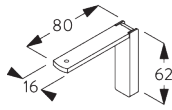
**SG 10407**

Linsenschraube M4x10

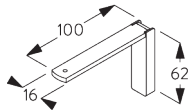


**SG 11200**

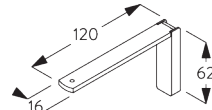
Smart Fix 60 mm



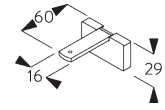
**SG 11201**  
Smart Fix 80 mm



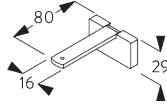
**SG 11202**  
Smart Fix 100 mm



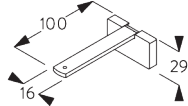
**SG 11203**  
Smart Fix 120 mm



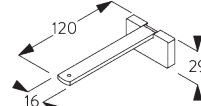
**SG 11210**  
Square Smart Fix 60 mm



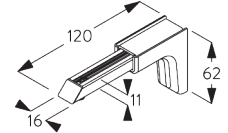
**SG 11211**  
Square Smart Fix 80 mm



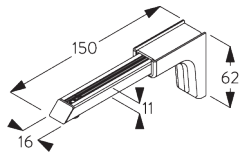
**SG 11212**  
Square Smart Fix 100 mm



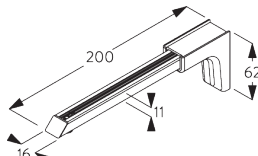
**SG 11213**  
Square Smart Fix 120 mm



**SG 11154**  
Universal Smart Fix 120 mm

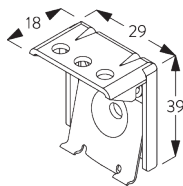
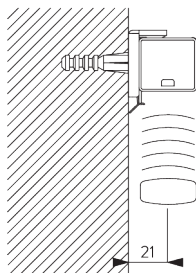


**SG 11155**  
Universal Smart Fix 150 mm



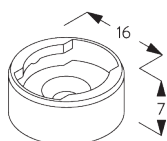
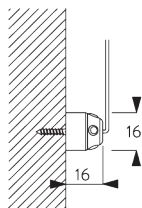
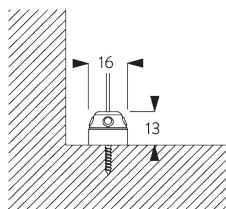
**SG 11156**  
Universal Smart Fix 200 mm

## Träger SG 8201



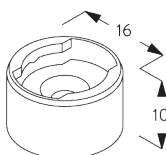
**SG 8201**  
Träger

## D. SEITLICHE VERSpannung



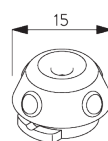
**SG 8235**

Halter Seitenführung kurz



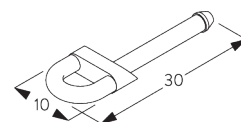
**SG 8236**

Halter Seitenführung lang



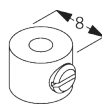
**SG 8237**

Halter Seitenführung




**SG 8241**

Öse Seitenführung



**SG 8249**

Stellingring Seitenführung

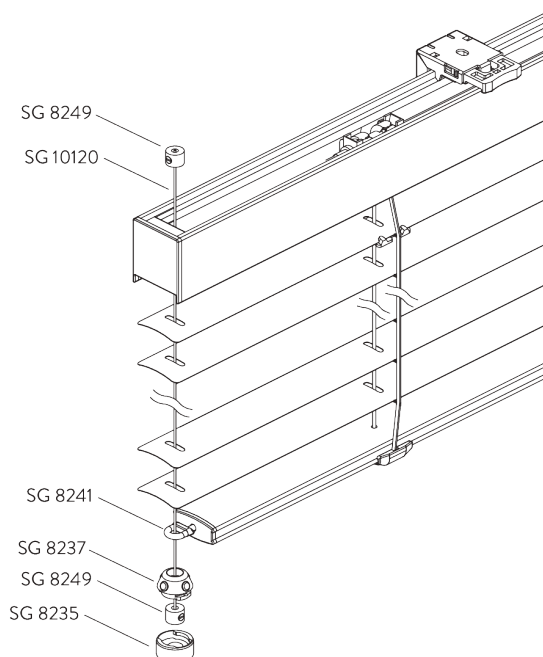


**SG 10120**

Draht Seitenführung ø 0.9 mm

# SYSTEMOPTIONEN

## A. SEITLICHE VERSpannung



Zubehör:

- 2x SG 8235 Halter Seitenführung kurz
- 2x SG 8237 Halter Seitenführung
- 2x SG 8241 Öse Seitenführung
- 4x SG 8249 Stellingring Seitenführung
- 2x SG 10120 Draht Seitenführung ø 0.9 mm

Bemerkung:

- Bis 15° Neigung von der Vertikalen

# MOTOREN UND BETRIEBSARTEN

## A. MOTOREN- MERKMALE

Motor	SG 8060
<b>Motoreigenschaften</b>	
Mechanische Endposition	•
IP Klasse	IP 20
<b>Steuerungsmöglichkeiten</b>	
SG Control L (externer Funkempfänger erforderlich)	•
Geeignet für alle gängigen Hausautomationssysteme (mit passender Schnittstelle)	•

## B. MOTOREN- SPEZIFIKATIONEN

Siehe Website für  
Schaltschema.

Motor	Spannung	Stromstärke	Drehzahl
SG 8060	24 V DC	0.65 A	30 U/Min

## C. BETRIEBS- ARTEN

Siehe Katalog "Steuerungen" für mehr Details.

### Wandschalter



Bedienbar mit drahtgebundenem Wandschalter.

### SG Control N



Verschiedene Funkfernsteuerungen erhältlich.  
Ein externer Empfänger wird benötigt.



Silent Gliss Move App.


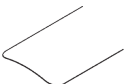




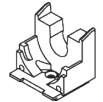
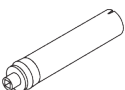
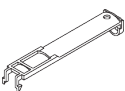
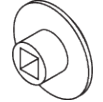
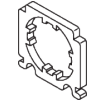

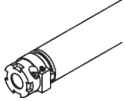

## D. SCHALTSCHHEMA

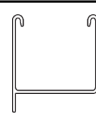
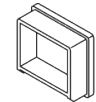

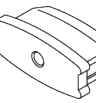
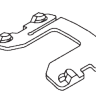




Siehe Silent Gliss Website.

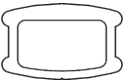


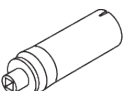
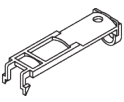
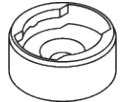

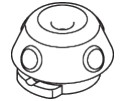
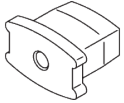
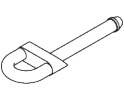
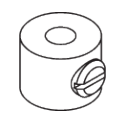
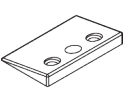
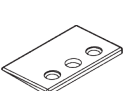
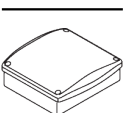
# KOMPONENTEN

## A. STANDARD KOMPONENTEN

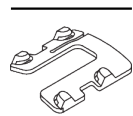
	<b>SG 8004</b> Beschwerung 24 mm
	<b>SG 8007</b> Lamelle 25 mm
	<b>SG 8013</b> Klammer 25 mm
	<b>SG 8025</b> Welle 5x5 mm
	<b>SG 8038</b> Wellenadapter
	<b>SG 8039</b> Anschlagring
	<b>SG 8041</b> Lager
	<b>SG 8042</b> Kegel lang
	<b>SG 8044</b> Abdeckung lang
	<b>SG 8046</b> Ring
	<b>SG 8047</b> Adapter Kopfprofil
	<b>SG 8048</b> Wellenadapter
	<b>SG 8049</b> Endstop (AMS 25)
	<b>SG 8060</b> Motor 24 V DC

	<b>SG 8102</b> Profil
	<b>SG 8106</b> Enddeckel 25 mm
	<b>SG 8201</b> Träger
	<b>SG 8239</b> Enddeckel 25 mm
	<b>SG 10104</b> Lamellclip 25 mm
	<b>SG 10117</b> Leiterkordel 25 mm
	<b>SG 10119</b> Zugschnur ø 1,4 mm

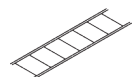
## B. OPTIONALE KOMPONENTEN

	<b>SG 8003</b> Beschwerung 16 mm
	<b>SG 8006</b> Lamelle 16 mm
	<b>SG 8012</b> Klammer 16 mm
	<b>SG 8043</b> Kegel kurz
	<b>SG 8045</b> Abdeckung kurz
	<b>SG 8235</b> Halter Seitenführung kurz
	<b>SG 8236</b> Halter Seitenführung lang
	<b>SG 8237</b> Halter Seitenführung
	<b>SG 8238</b> Enddeckel 16 mm
	<b>SG 8241</b> Öse Seitenführung
	<b>SG 8249</b> Stellring Seitenführung
	<b>SG 8262</b> Unterlagskeil 10°
	<b>SG 8263</b> Unterlagskeil 4°
	<b>SG 9052</b> Trafo Netzteil 2,5



**SG 10109**

Lamellenclip 16 mm

**SG 10116**

Leiterkordel 16 mm

**SG 10120**

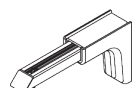
Draht Seitenführung ø 0.9 mm

**SG 10395**

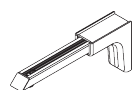
Linsenschraube M4x6

**SG 10407**

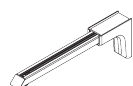
Linsenschraube M4x10

**SG 11154**

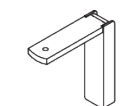
Universal Smart Fix 120 mm

**SG 11155**

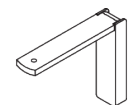
Universal Smart Fix 150 mm

**SG 11156**

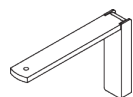
Universal Smart Fix 200 mm

**SG 11200**

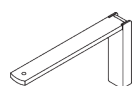
Smart Fix 60 mm

**SG 11201**

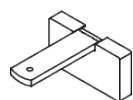
Smart Fix 80 mm

**SG 11202**

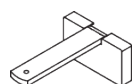
Smart Fix 100 mm

**SG 11203**

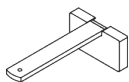
Smart Fix 120 mm

**SG 11210**

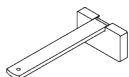
Square Smart Fix 60 mm

**SG 11211**

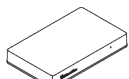
Square Smart Fix 80 mm

**SG 11212**

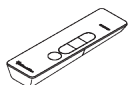
Square Smart Fix 100 mm

**SG 11213**

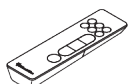
Square Smart Fix 120 mm

**SG 11900**

Move Server

**SG 11931**

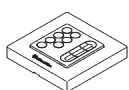
Funkhandsender 1-Kanal

**SG 11932**

Funkhandsender 6-Kanal

**SG 11936**

Funkwandsender 1-Kanal

**SG 11937**

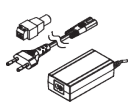
Funkwandsender 6-Kanal

**SG 11938**

Funkempfänger BiDi Shutter

**SG 11946**

Relais

**SG 11965**

Netzteil-Set 24V/2A inkl. mit EU/CH Stecker und Adapter





